

















USER MANUAL WASTE TYPE

The **Waste Type** page lets you manage waste categories, units, and settings to keep your operations consistent.

Waste Type

Waste Type								
Name	Category	Unit	Extra Quantity	Description	Color	Text Color	Status	
Waste Oils	oil waste	Litre	Yes	-			Not-active	 
Oily Rags	oil waste	Each	No	-			Not-active	 
Oil Filters	oil waste	Each	No	-			Not-active	 
Air filters	oil waste	Each	No	-			Not-active	 
Mixed Hydrocarbon Waste	oil waste	Each	No	Oily Rags, Oil Filters, Airfilters Combined			Not-active	 
Aerosols	oil waste	Each	No	-			Not-active	 
Absorbents and granules	oil waste	Each	No	-			Not-active	 
Grease	oil waste	Each	No	-			Not-active	 

[Add Waste Type](#)

The **Waste Type** page lets you manage different categories of waste for your operations.

- **Add Waste Type:** Create a new waste type.
- **Edit / Delete:** Update or remove existing waste types.
- **Status:** Shows whether a waste type is active or not.

Note: Make sure each waste type has the correct unit, category, and description before activation.

Add New Waste Type

Back to list

Add New Waste Type

Waste Type Name

Category

-- Select Category --

Color

Text Color

Unit

Extra Quantity

Yes

No

Description

Description Allowed

Paragraph

B

I

0 WORDS. POWERED BY TINYMCE

Description Not Allowed

Paragraph

B

I

0 WORDS. POWERED BY TINYMCE

Active

Submit

Use this form to create a new waste type:

- **Waste Type Name:** Enter the name of the waste type.
- **Category:** Select the appropriate category.
- **Colour / Text Colour:** Choose colours for display.
- **Unit:** Define the measurement unit (e.g., litre, each).
- **Extra Quantity:** Select Yes if extra quantity is allowed.
- **Description:** Add general information.
- **Description Allowed / Not Allowed:** Specify what can or cannot be included.
- **Active:** Tick to activate the waste type.
- **Submit:** Save the new waste type.
- **Back to list:** Return to the waste type list without saving.

Note: Ensure all required fields are filled correctly before submitting.